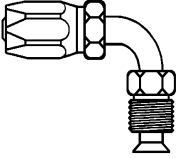




FIELD ATTACHABLE FITTINGS MEDIUM PRESSURE


THIS DOCUMENT IS PROTECTED BY COPYRIGHT. ALL RIGHTS ARE RESERVED. NO PART OF THIS DOCUMENT MAY BE PHOTOCOPIED, REPRODUCED, OR TRANSLATED TO ANOTHER LANGUAGE WITHOUT THE WRITTEN CONSENT OF ARROW INDUSTRIAL SUPPLY, INC. THE INFORMATION CONTAINED IN THIS DOCUMENT IS SUBJECT TO CHANGE WITHOUT NOTICE. COPYRIGHT 1993.

INVERTED MALE SWIVEL 90° TUBE ELBOW




HOSE I.D. X TUBE	REF. NUMBER	PART NUMBER
1/4x5/16	24704N-E05	009FM00001
5/16x1/4	24704N-E04	009FM00002
5/16x3/8	24704N-E06	009FM00003

MALE PIPE RIGID



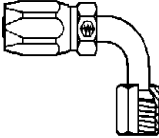
HOSE I.D. X PIPE	WH PART #	PART NUMBER
3/16x1/8	21304N-102	009FM00015
3/16x1/4	21304N-104	009FM00016
1/4x1/4	21305N-104	009FM00017
5/16x3/8	21306N-106	009FM00018
13/32x1/2	21308N-108	009FM00019
1/2x1/2	21310N-108	009FM00020
7/8x1	21316N-116	009FM00022

SAE 45° FLARE BRASS FEMALE SWIVEL




HOSE I.D. X PIPE	WH PART #	PART NUMBER
3/16x1/4	21304B-404	
5/16x3/8	21306B-406	009FM00038
13/32x1/2	21308B-408	009FM00039
1/2x5/8	21310B-408	009FM00040
5/8x3/4	21312B-412	009FM00041
		009FM00042

SAE 37°(JIC) FEMALE SWIVEL 90° TUBE ELBOW



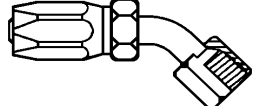
HOSE I.D. X TUBE	REF. NUMBER	PART NUMBER
3/16x1/4	24704N-664	009FM00004
1/4x5/16	24705N-665	009FM00005
5/16x3/8	24706N-466	009FM00006
5/16x3/8	24706N-666 ²	009FM00007
13/32x1/2	24708N-668	009FM00008
1/2x5/8	24710N-670	009FM00009
5/8x3/4	24712N-472 ¹	009FM00010
5/8x3/4	24712N-672 ²	009FM00011
7/8x1	24716N-676 ²	009FM00012
13/32x1/2	21306N-686	009FM00065

INVERTED MALE SWIVEL STRAIGHT




HOSE I.D. X PIPE	WH PART #	PART NUMBER
3/16x1/4	21304N-B04	009FM00023
1/4x5/16	21305N-B05	009FM00024
5/16x1/4	21304N-B04	009FM00025
5/16x5/16	21304N-B05	009FM00026
5/16x3/8	21306N-B06	009FM00027
13/32x1/2	21308N-B08	009FM00028

SAE 37°(JIC) FEMALE SWIVEL 45° TUBE ELBOW




HOSE I.D. X TUBE	WH PART #	PART NUMBER
3/16x1/4	21304N-684	009FM00050
1/4x5/16	21305N-685	009FM00051
5/16x3/8	21306N-486 ¹	009FM00052
5/16x3/8	21306N-686 ²	009FM00053
13/32x1/2	21308N-688	009FM00054

SAE 37°(JIC) FEMALE SWIVEL LONG DROP 90° TUBE ELBOW



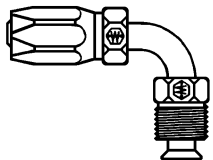
HOSE I.D. X TUBE	REF. NUMBER	PART NUMBER
3/16x1/4	24704N-644	009FM00013
5/8x3/4	24712N-652	009FM00014

SAE 37°(JIC) FEMALE SWIVEL




HOSE I.D. X TUBE	WH PART #	PART NUMBER
3/16x1/4	21304N-604	009FM00029
1/4x5/16	21305N-605	009FM00030
5/16x3/8	21306N-406 ¹	009FM00031
5/16x3/8	21306N-606 ²	009FM00032
13/32x1/2	21308N-608	009FM00033
1/2x5/8	21310N-610	009FM00034
5/8x3/4	21312N-412 ¹	009FM00035
5/8x3/4	21312N-612 ²	009FM00036
7/8x1	21316N-606 ²	009FM00037

INVERTED MALE SWIVEL 90° TUBE ELBOW



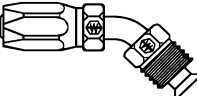
HOSE I.D. X TUBE	WH PART #	PART NUMBER
3/16x1/4	21304N-E04	009FM00055
1/4x5/16	21305N-E05	009FM00056
5/16x1/4	21304N-E04	009FM00057
5/16x5/16	21305N-E05	009FM00058
5/16x3/8	21306N-E06	009FM00059
13/32x1/2	21308N-308	009FM00060

30° FLARE SWIVEL PTT THREAD for DIESEL APPLICATIONS



HOSE I.D. X TUBE	REF. NUMBER	PART NUMBER
7/8x1	2116N-x26	009FM00043

INVERTED MALE SWIVEL 45° TUBE ELBOW



HOSE I.D. X TUBE	WH PART #	PART NUMBER
3/16x1/4	21304N-E44	009FM00044
1/4x5/16	21305N-E45	009FM00045
5/16x1/4	21306N-E44	009FM00046
5/16x5/16	21306N-E45	009FM00047
13/32x1/2	21308N-E48	009FM00048
13/32x1/2	21308N-348	009FM00049

¹ SAE 45° FLARE CONNECTION ONLY
² JIC 37° FLARE CONNECTION ONLY